

BlackRock GSS

Conservative Index Model

March 2026

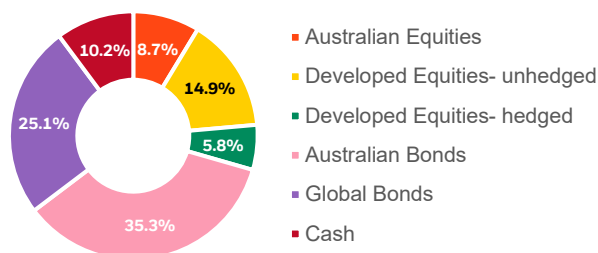
INVESTMENT OBJECTIVE

The model aims to exceed the Morningstar passive composite benchmark defined as the Morningstar Australia Moderate Target Allocation NR AUD Index, before fees and costs, over a rolling 5-year period

MODEL FACTS

Performance inception date	19 April 2018
Model code	MACC000143
Benchmark	Morningstar Aus Moderate Target Allocation NRAUD

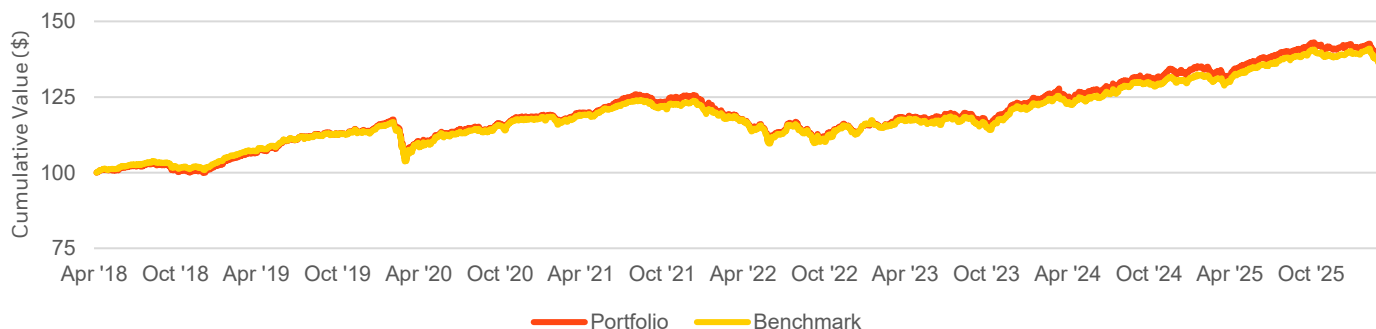
ASSET ALLOCATION



MODEL PERFORMANCE (AS OF 31 MARCH 2026)

	1M	3M	1 YR	3 YRS (p.a.)	5 YRS (p.a.)	Since inception (p.a.)
Portfolio (%)	-1.7	-1.5	4.6	5.9	3.4	4.3
Benchmark (%)	-2.7	-1.2	4.9	5.5	3.2	4.1

PERFORMANCE VS BENCHMARK (GROWTH OF \$100)



Source: BlackRock, Morningstar, as of 31 March 2026. The model portfolio has an inception date of 19 April 2018. Past performance is not a reliable indicator of future performance. The model performance shown is hypothetical and for illustrative purposes only. The performance may not represent the performance of an actual account or investment product and is not the result of any actual trading. Performance is estimated and net of underlying fund fees, but gross of platform fees and does not include brokerage and commissions that may be incurred in the trading of financial products within the model portfolio. Actual investment outcomes may vary.

CURRENT HOLDINGS

Netwealth Code	Name	Weight (%)
NET0009AU	BlackRock GSS Unhedged International Equities Index Fund	14.9
NET2119AU	BlackRock GSS Hedged International Equities Index Fund	5.8
NET0001AU	BlackRock GSS Australian Equities Index Fund	8.7
NET5702AU	BlackRock GSS Global Bond Index Fund	25.1
NET0023AU	BlackRock GSS Australian Bond Index Fund	35.3
	Cash	10.2

Source: BlackRock, as of 31 March 2026. Any opinions, forecasts represent an assessment of the market environment at a specific time and is not intended to be a forecast of future events or a guarantee of future results. This information should not be relied upon by the reader as research, investment advice or a recommendation.

BlackRock GSS Balanced Index Model

March 2026

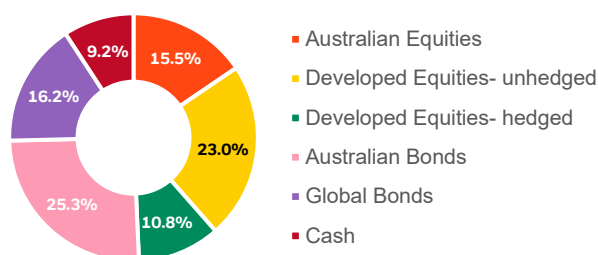
INVESTMENT OBJECTIVE

The model aims to exceed the Morningstar passive composite benchmark defined as the Morningstar Australia Balanced Target Allocation NR AUD Index, before fees and costs, over a rolling 5-year period.

MODEL FACTS

Performance inception date	19 April 2018
Model code	MACC000144
Benchmark	Morningstar Aus Balanced Target Allocation NRAUD

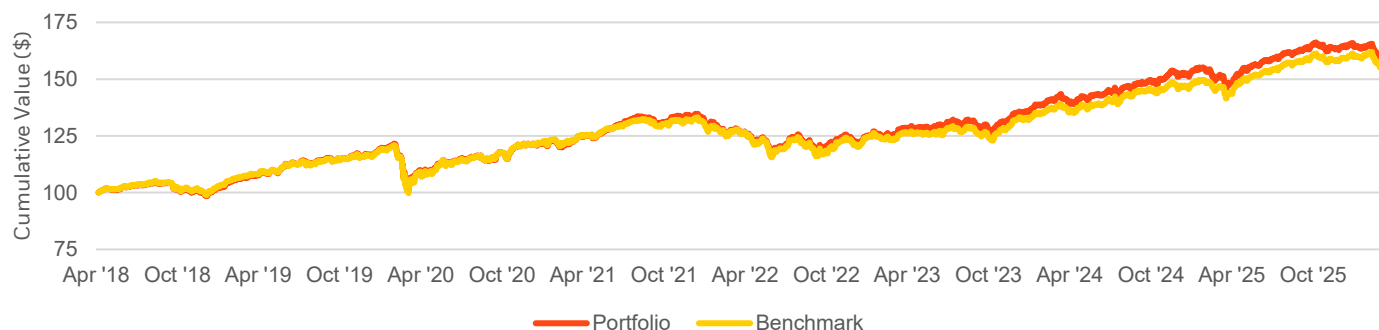
ASSET ALLOCATION



MODEL PERFORMANCE (AS OF 31 MARCH 2026)

	1M	3M	1 YR	3 YRS (p.a.)	5 YRS (p.a.)	Since inception (p.a.)
Portfolio (%)	-2.6	-2.3	6.5	8.0	5.5	6.2
Benchmark (%)	-3.6	-1.8	7.0	7.6	4.9	5.8

PERFORMANCE VS BENCHMARK (GROWTH OF \$100)



Source: BlackRock, Morningstar, as of 31 March 2026. The model portfolio has an inception date of 19 April 2018. Past performance is not a reliable indicator of future performance. The model performance shown is hypothetical and for illustrative purposes only. The performance may not represent the performance of an actual account or investment product and is not the result of any actual trading. Performance is estimated and net of underlying fund fees, but gross of platform fees and does not include brokerage and commissions that may be incurred in the trading of financial products within the model portfolio. Actual investment outcomes may vary.

CURRENT HOLDINGS

Netwealth Code	Name	Weight (%)
NET0009AU	BlackRock GSS Unhedged International Equities Index Fund	23.0
NET2119AU	BlackRock GSS Hedged International Equities Index Fund	10.8
NET0001AU	BlackRock GSS Australian Equities Index Fund	15.5
NET5702AU	BlackRock GSS Global Bond Index Fund	16.2
NET0023AU	BlackRock GSS Australian Bond Index Fund	25.3
	Cash	9.2

Source: BlackRock, as of 31 March 2026. Any opinions, forecasts represent an assessment of the market environment at a specific time and is not intended to be a forecast of future events or a guarantee of future results. This information should not be relied upon by the reader as research, investment advice or a recommendation.

BlackRock GSS Growth Index Model

March 2026

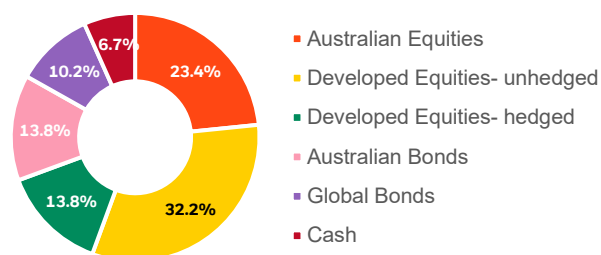
INVESTMENT OBJECTIVE

The model aims to exceed the Morningstar passive composite benchmark defined as the Morningstar Australia Growth Target Allocation NRAUD Index, before fees and costs, over a rolling 5-year period

MODEL FACTS

Performance inception date	19 April 2018
Model code	MACC000145
Benchmark	Morningstar Aus Growth Target Allocation NRAUD

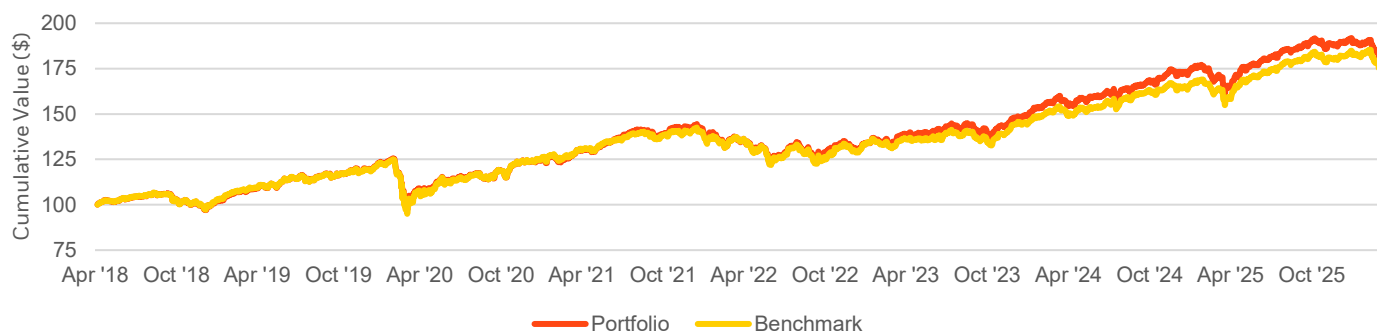
ASSET ALLOCATION



MODEL PERFORMANCE (AS OF 31 MARCH 2026)

	1M	3M	1 YR	3 YRS (p.a.)	5 YRS (p.a.)	Since inception (p.a.)
Portfolio (%)	-3.4	-3.1	8.2	10.2	7.6	8.0
Benchmark (%)	-4.6	-2.6	8.9	9.5	6.8	7.5

PERFORMANCE VS BENCHMARK (GROWTH OF \$100)



Source: BlackRock, Morningstar, as of 31 March 2026. The model portfolio has an inception date of 19 April 2018. Past performance is not a reliable indicator of future performance. The model performance shown is hypothetical and for illustrative purposes only. The performance may not represent the performance of an actual account or investment product and is not the result of any actual trading. Performance is estimated and net of underlying fund fees, but gross of platform fees and does not include brokerage and commissions that may be incurred in the trading of financial products within the model portfolio. Actual investment outcomes may vary.

CURRENT HOLDINGS

Netwealth Code	Name	Weight (%)
NET0009AU	BlackRock GSS Unhedged International Equities Index Fund	32.2
NET2119AU	BlackRock GSS Hedged International Equities Index Fund	13.8
NET0001AU	BlackRock GSS Australian Equities Index Fund	23.4
NET5702AU	BlackRock GSS Global Bond Index Fund	10.2
NET0023AU	BlackRock GSS Australian Bond Index Fund	13.8
	Cash	6.7

Source: BlackRock, as of 31 March 2026. Any opinions, forecasts represent an assessment of the market environment at a specific time and is not intended to be a forecast of future events or a guarantee of future results. This information should not be relied upon by the reader as research, investment advice or a recommendation.

BlackRock GSS High Growth Index Model

March 2026

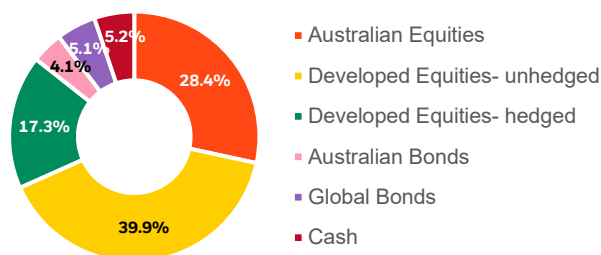
INVESTMENT OBJECTIVE

The model aims to exceed the Morningstar passive composite benchmark defined as the Morningstar Australia Aggressive Target Allocation NR AUD Index, before fees and costs, over a rolling 5-year period

MODEL FACTS

Performance inception date	19 April 2018
Model code	MACC000146
Benchmark	Morningstar Aus Aggressive Target Allocation NRAUD

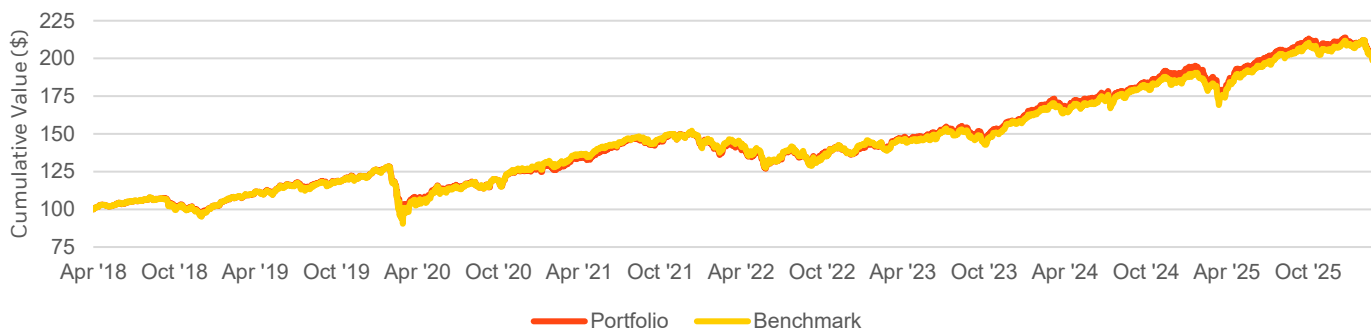
ASSET ALLOCATION



MODEL PERFORMANCE (AS OF 31 MARCH 2026)

	1M	3M	1 YR	3 YRS (p.a.)	5 YRS (p.a.)	Since inception (p.a.)
Portfolio (%)	-4.1	-3.8	9.7	11.8	9.3	9.3
Benchmark (%)	-5.4	-3.2	11.0	11.7	8.7	9.2

PERFORMANCE VS BENCHMARK (GROWTH OF \$100)



Source: BlackRock, Morningstar, as of 31 March 2026. The model portfolio has an inception date of 19 April 2018. Past performance is not a reliable indicator of future performance. The model performance shown is hypothetical and for illustrative purposes only. The performance may not represent the performance of an actual account or investment product and is not the result of any actual trading. Performance is estimated and net of underlying fund fees, but gross of platform fees and does not include brokerage and commissions that may be incurred in the trading of financial products within the model portfolio. Actual investment outcomes may vary.

CURRENT HOLDINGS

Netwealth Code	Name	Weight (%)
NET0009AU	BlackRock GSS Unhedged International Equities Index Fund	39.9
NET2119AU	BlackRock GSS Hedged International Equities Index Fund	17.3
NET0001AU	BlackRock GSS Australian Equities Index Fund	28.4
NET5702AU	BlackRock GSS Global Bond Index Fund	5.1
NET0023AU	BlackRock GSS Australian Bond Index Fund	4.1
	Cash	5.2

Source: BlackRock, as of 31 March 2026. Any opinions, forecasts represent an assessment of the market environment at a specific time and is not intended to be a forecast of future events or a guarantee of future results. This information should not be relied upon by the reader as research, investment advice or a recommendation.

BlackRock GSS

Total Growth Index Model

March 2026

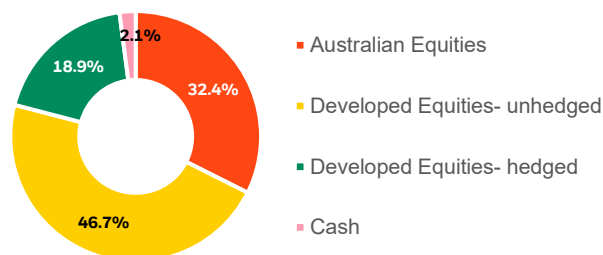
INVESTMENT OBJECTIVE

The model aims to exceed the Morningstar passive composite benchmark defined as the Morningstar Australia Aggressive Target Allocation NR AUD Index, before fees and costs, over a rolling 5-year period

MODEL FACTS

Performance inception date	2 October 2018
Model code	MACC000159
Benchmark	Morningstar Aus Aggressive Target Allocation NRAUD

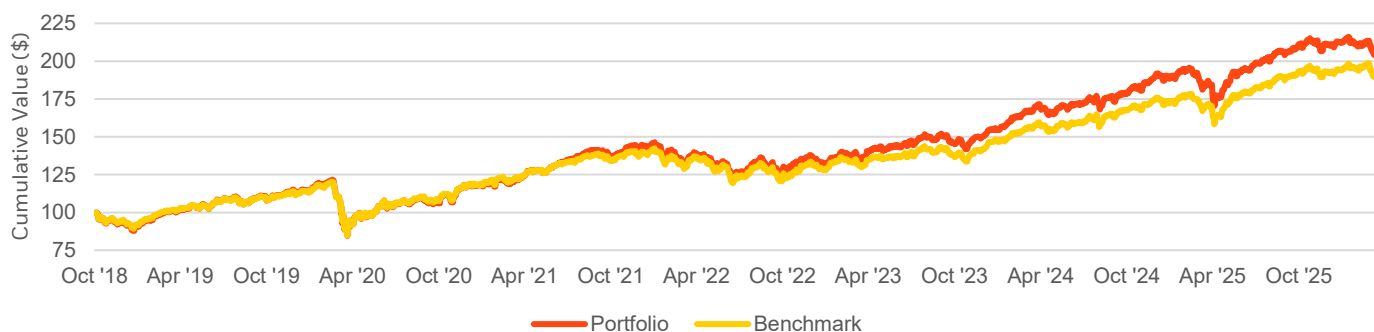
ASSET ALLOCATION



MODEL PERFORMANCE (AS OF 31 MARCH 2026)

	1M	3M	1 YR	3 YRS (p.a.)	5 YRS (p.a.)	Since inception (p.a.)
Portfolio (%)	-4.5	-4.3	10.7	13.1	10.5	9.9
Benchmark (%)	-5.4	-3.2	11.0	11.7	8.7	9.7

PERFORMANCE VS BENCHMARK (GROWTH OF \$100)



Source: BlackRock, Morningstar, as of 31 March 2026. The model portfolio has an inception date of 2 October 2018. Past performance is not a reliable indicator of future performance. The model performance shown is hypothetical and for illustrative purposes only. The performance may not represent the performance of an actual account or investment product and is not the result of any actual trading. Performance is estimated and net of underlying fund fees, but gross of platform fees and does not include brokerage and commissions that may be incurred in the trading of financial products within the model portfolio. Actual investment outcomes may vary.

CURRENT HOLDINGS

Netwealth Code	Name	Weight (%)
NET0009AU	BlackRock GSS Unhedged International Equities Index Fund	46.7
NET2119AU	BlackRock GSS Hedged International Equities Index Fund	18.9
NET0001AU	BlackRock GSS Australian Equities Index Fund	32.4
	Cash	2.1

Source: BlackRock, as of 31 March 2026. Any opinions, forecasts represent an assessment of the market environment at a specific time and is not intended to be a forecast of future events or a guarantee of future results. This information should not be relied upon by the reader as research, investment advice or a recommendation.

PERFORMANCE DATA

The model performance shown is hypothetical and for illustrative purposes only. The performance does not represent the performance of an actual account or investment product and is not the result of any actual trading. The performance figures represent past performance of the model portfolios. Performance for periods longer than a year have been annualised and represent cumulative (i.e. compounded) returns. Performance is calculated to the last business day of the month. Performance does not include brokerage fees and commissions that may be incurred in the trading of financial products within each model portfolio and actual investment outcomes may vary. Performance figures include fund management fees and expenses of the underlying funds included within a model portfolio and assume the reinvestment of distributions of any such underlying funds. Where an underlying fund's performance data is unavailable, the underlying fund's benchmark index returns may be used to represent performance of the underlying fund. Index performance returns do not reflect any management fees, transaction costs or expenses. Indexes are unmanaged and one cannot invest directly in an index.

IMPORTANT INFORMATION

Issued by BlackRock Investment Management (Australia) Limited ABN 13 006 165 975, AFSL 230 523 (BIMAL).

This material provides general advice only and does not take into account your individual objectives, financial situation, needs or circumstances. Before making any investment decision, you should assess whether the material is appropriate for you and obtain financial advice tailored to you having regard to your individual objectives, financial situation, needs and circumstances. Refer to BIMAL's Financial Services Guide on its website for more information. This material is not a financial product recommendation or an offer or solicitation with respect to the purchase or sale of any financial product in any jurisdiction.

Information provided is for illustrative and informational purposes and is subject to change. It has not been approved by any regulator.

This material is not intended for distribution to, or use by, any person or entity in any jurisdiction or country where such distribution or use would be contrary to local law or regulation. BIMAL is a part of the global BlackRock Group which comprises of financial product issuers and investment managers around the world. BIMAL is the issuer of financial products and acts as an investment manager in Australia.

BlackRock model portfolios themselves are not funds issued by BIMAL. They are offered through third party platform providers which are not affiliated with BIMAL. Any potential investor should consider the latest PDS issued by the third party platform provider before deciding whether to acquire, or continue to hold, an investment. BlackRock model portfolios included in these materials are provided for illustrative and educational purposes only. They do not constitute research, and they are not personal advice from BIMAL. BIMAL is not responsible for determining the appropriateness or suitability of any BlackRock model portfolios, or any of the securities included therein. BlackRock model portfolios include investments in units of funds. Investors will indirectly bear fund expenses in respect of portfolio assets allocated to funds. Information concerning BlackRock model portfolios – including holdings, performance and other characteristics – may vary materially from any portfolios or accounts derived from BlackRock model portfolios included in these materials. There is no guarantee that any investment strategy or model portfolio will be successful or achieve any particular level of results.

BIMAL, its officers, employees and agents believe that the information in this material and the sources on which it is based (which may be sourced from third parties) are correct as at the date of publication. While every care has been taken in the preparation of this material, no warranty of accuracy or reliability is given and no responsibility for the information is accepted by BIMAL, its officers, employees or agents. Except where contrary to law, BIMAL excludes all liability for this information.

Any investment is subject to investment risk, including delays on the payment of withdrawal proceeds and the loss of income or the principal invested. While any forecasts, estimates and opinions in this material are made on a reasonable basis, actual future results and operations may differ materially from the forecasts, estimates and opinions set out in this material. No guarantee as to the repayment of capital or the performance of any product or rate of return referred to in this material is made by BIMAL or any entity in the BlackRock group of companies.

No part of this material may be reproduced or distributed in any manner without the prior written permission of BIMAL.

©2026 BlackRock, Inc. All Rights reserved. BLACKROCK, BLACKROCK SOLUTIONS, iSHARES and the stylised i logo are registered and unregistered trademarks of BlackRock, Inc. or its subsidiaries in the United States and elsewhere. All other trademarks are those of their respective owners.

Disclaimer from Netwealth Investments Limited: This document is issued by BlackRock Investment Management (Australia) Limited (ABN 13 006 165 975, AFSL 230523) ('BlackRock'), in its capacity as the Model Manager for the Blackrock GSS Index models. The Blackrock GSS Index models are issued by Netwealth Investments Limited ('Netwealth') (ABN 85 090 569 109, AFSL 230975) in its capacity as the responsible entity and custodian of the Netwealth Managed Account Service. The BlackRock GSS Australian Bond Index Fund - ARSN 160 229 014, BlackRock GSS Australian Equities Index Fund - ARSN 094 491 853, BlackRock GSS Unhedged International Equities Index Fund - ARSN 094 492 243, BlackRock GSS Hedged International Equities Index Fund - ARSN 624 583 946 and BlackRock GSS Global Bond Index Fund - ARSN 624 583 937 are issued by Netwealth Investments Limited (' (ABN 85 090 569 109 AFSL 230975 in its capacity as the responsible entity. This information has been prepared and issued by Blackrock, and has not been approved by Netwealth. Netwealth and its related parties, employees and directors are not responsible for any information included within this document, and will not accept liability in connection with any loss or damage suffered by any person arising from reliance on this information.